







SWANS, SWIFTS & DOVES - SUMMER 2026- 1st half term

PIRATES

<p><u>Personal Social and Emotional Development</u></p> <ul style="list-style-type: none"> • Circle time games. • Relationships – activities using stories, puppets/role play. • Value – Friendship • Fair and unfair situations • Build constructive and respectful relationships. 	<p><u>Communication and Language</u></p> <ul style="list-style-type: none"> • Articulate their ideas and thoughts in well-formed sentences when sharing Learning Logs and Show and Tell items. • Connect one idea or action to another using a range of connectives. • Listen to and talk about stories to build familiarity and understanding. • Role-play situations e.g. Dressing up as a pirate • Learning to talk like a pirate and use pirate phrases 	<p><u>Physical Development</u></p> <ul style="list-style-type: none"> • Develop the foundations of a handwriting style, which is fast, accurate and efficient. • Use their core muscle strength to achieve a good posture when sitting at a table or on the floor. • Form lower-case and capital letters correctly. • Gymnastics Unit 2 • Cooperate and solve problems Unit 2 • Further develop and refine a range of ball skills including: throwing, catching, kicking, passing, batting and aiming. • Develop confidence, competence, precision and accuracy when accuracy when engaging in activities that involve a ball. • Develop their small motor skills so that they can use a range of tool competently, safely and confidently to create a pirate ship. 	
<p><u>Literacy</u></p> <ul style="list-style-type: none"> • Listen to pirate stories e.g. Pirates Love Underpants, The Pirates Next Door, The Pirates of Scurvy Sands, The Night Pirates, Pirates in Pyjamas, Ten Little Pirates • Sequence stories. • Write labels, lists, sentences and speech bubbles. • Label a pirate map and a pirate ship. • Create a pirate character. • Write a speech bubble for a pirate character. • Revisit the 'harder to read and spell' words taught previously. • Segment sounds in simple words and blend them together. • Re-read what they have written to check that it makes sense. • Write short sentences with words with known sound letter correspondences using a capital letter and full stop. • Write a pirate story.  	<p><u>Mathematics</u></p> <ul style="list-style-type: none"> • Building numbers beyond 10 • Build and identify numbers to 20 using a range of resources including using two 10 frames. • Counting patterns beyond 10 • Recognise that the numbers 1 to 9 repeat after every full 10. • Count on and back beyond 10. Count on and back from different starting points. • Say what comes before or after a given number. • Matching, rotating and manipulating shapes • Select and rotate shapes to fill a given space. Match arrangements of shapes. Use positional language to describe where shapes are in relation to one another. • Adding more and taking away using objects and quantities • Number songs and stories • Composing and decomposing shapes – combining and breaking up shapes • Use first, then, now to create mathematical stories. 	<p><u>Understanding the World</u></p> <ul style="list-style-type: none"> • History of real pirates • Growing beans in order to survive on a pirate island • Caring for pets and finding out about their life cycles e.g. parrots, cats, dogs and rats • Comparing different places –a pirate island, Amthill and Antarctica • Investigating floating and sinking   <p><u>RE</u></p> <ul style="list-style-type: none"> • Why is Easter special to Christians? • Say why Easter is a special time for Christians. • Discuss their Easter holiday. <p><u>Computing</u></p> <ul style="list-style-type: none"> • Learning that information can be retrieved from books, computers and mobile digital devices. • Log in and open 2Paint. • Type name using a capital letter (shift key/caps lock). • Change pen colour and size. • Draw a flag, ship and island using shapes. 	<p><u>Expressive Art and Design</u></p> <ul style="list-style-type: none"> • Listening attentively, moving to and talking about music, expressing their feelings and responses. • Exploring and engaging in music making and dance, performing solo or in groups. • Music – Big Bear Funk • Learn rhymes, poems and songs. • Big Bear Funk • Hickory Dickory Dock • ABC Song • Twinkle Twinkle Little Star • Head, Shoulders, Knees and Toes • If You're Happy and You Know It • The Wheels On The Bus • Baa Baa Black Sheep • Row, Row, Row Your Boat • The Hokey Cokey • Exploring high sounds and low sounds using voices. • Design and create a ship using junk materials. • Create a parrot and a mermaid/merman. 